



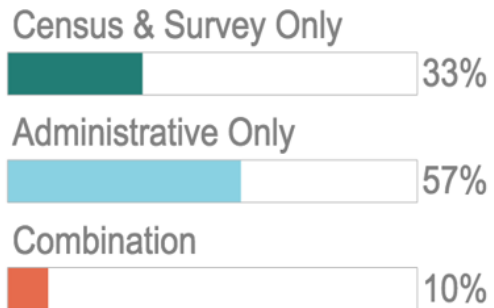
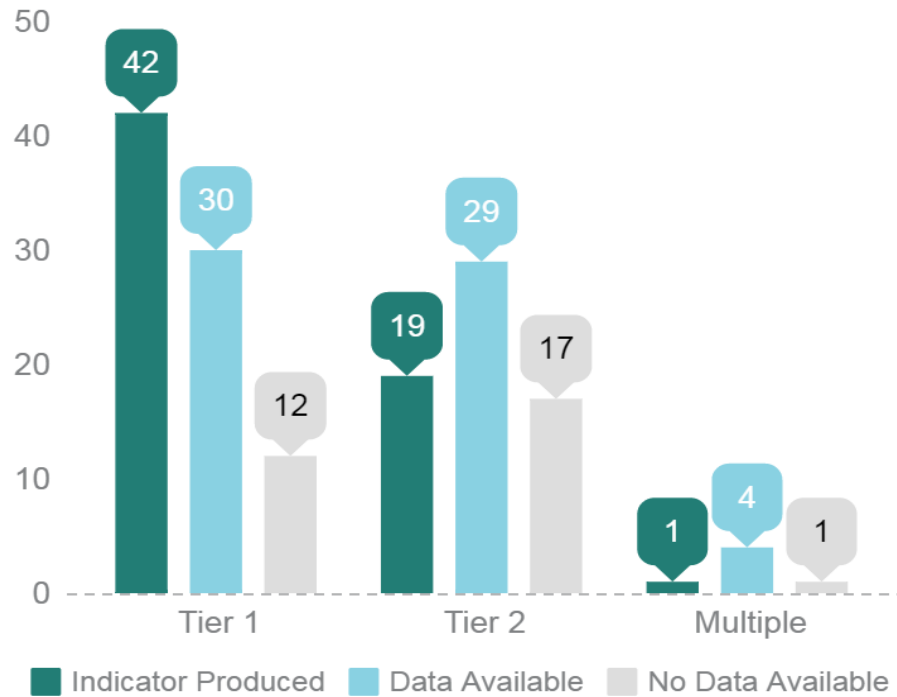
Using Household Surveys for SDGs Monitoring in Ghana

**9th IAEG-SDGs
Beirut**



National capacity for monitoring the SDGs

Indicators for 2017 SDG baseline report



SDGs	Number of indicators				Total
	Original SDGs indicators	Amended (localised) indicators	Additional indicators	Proxy	
1	3	0	0	0	3
2	2	2	0	0	4
3	10	0	1	0	11
4	4	0	1	0	5
5	5	0	0	0	5
6	2	0	0	1	3
7	2	0	0	0	2
8	5	0	0	0	5
9	4	1	0	0	5
10	1	1	0	0	2
11	2	1	0	1	4
12	1	0	0	0	1
13	0	1	0	0	1
14	1	0	0	0	1
15	1	1	0	0	2
16	7	2	0	0	9
17	6	1	0	0	7
Total	56	10	2	2	70

Opportunities for filling data gaps



Strengthening Censuses and Surveys



Building effective administrative data system




Exploring new sources and types of data



Data Roadmap Work-streams

- Administrative Data:
 - CRVS & National ID
 - Education & Health;
 - Employment;
 - Food and Agriculture & Environment;
 - Governance, Peace and Security)
 - Financial and economic statistics



Administrative Data

▪ **Census and Survey Data**

- Gender data/ Data Disaggregation
- Spatial Data/ Big Data
- Communication and Dissemination
- Policy and Enabling Environment



Survey indicator mapping

No.	Indicator Number	Indicator	Stat	Remark	Questions			
1	1.1.1	Proportion of population below the international poverty line, by sex, age, employment status and geographical location (urban/rural)	1					
2	1.2.1	Proportion of population living below the national poverty line, by sex and age	1					
3	1.2.2	Proportion of men, women and children of all ages living in poverty in all its dimensions according to national definitions	2	MDPI				
4	1.3.1	Proportion of population covered by social protection floors/systems, by sex, distinguishing children, unemployed persons, older persons, persons with disabilities, pregnant women, newborns, work-injury victims and the poor and the vulnerable	2	selected social protections floors				
5	2.1.2	Prevalence of moderate or severe food insecurity in the population, based on the Food Insecurity Experience Scale (FIES)	2	covered by FAO module				
6	4.4.1	type of skill	2					
7	5.3.1	Proportion of women aged 20-24 years who were married or in a union before age 15 and before age 18						
8	5.4.1	Proportion of time spent on unpaid domestic and care work, by sex, age and	23	5.2.2	Proportion of women and girls aged 15 years and older subjected to sexual violence by persons other than an intimate partner in the previous 12 months, by age and place of occurrence	1	GPS module	interviewer to observe and record hand
9	6.1.1	Proportion of population using safely managed drinking water services	24	6.2.1	Proportion of population using safely managed sanitation services, including a hand-washing facility with soap and water	1	partly measured	
10	7.1.1	Proportion of population with access to electricity	25	9.c.1	Proportion of population covered by a mobile network, by technology	2	NCA, admin data is best	
11	7.1.2	Proportion of population with primary reliance on clean fuels and technology	26	3.4.2	Suicide mortality rate	2		
12	8.3.1	Proportion of informal employment in non-agriculture employment, by sex	27	3.6.1	Death rate due to road traffic injuries	2		
13	8.5.2	Unemployment rate, by sex, age and persons with disabilities	28	16.1.2	Conflict-related deaths per 100,000 population, by sex, age and cause	2		
			29	4.3.1	Participation rate of youth and adults in formal and non-formal education and training in the previous 12 months, by sex	1		
			30	5.b.1	Proportion of individuals who own a mobile telephone, by sex	1		
			31	8.5.1	Average hourly earnings of female and male employees, by occupation, age and persons with disabilities	1		
			32	8.9.2	Number of jobs in tourism industries as a proportion of total jobs and growth rate of jobs, by sex	1		
			33	8.10.2	Proportion of adults (15 years and older) with an account at a bank or other financial institution or with a mobile- money-service provider	2	partly measured	add question on mobile money account
			34	16.1.3	Proportion of population subjected to physical, psychological or sexual violence in the previous 12 months	1	GPS module	



PART I: MORTALITY

1 Did any member of the household die in the past 12 months? Yes1; No.....2 (IF NO>> MODULE B, SECTION 8)

	2	3	4.
	Sex of deceased	Age of deceased at time the incident occurred? (CODE 00 IF LESS THAN ONE YEAR)	Cause of death?
Name of Deceased	Male.....1		Suicide.....1
RECORD NAME OF DECEASED	Female.....2	YEARS	Natural disaster.....2
			Accident (road).....3
			Conflict.....4
			Other medical conditions.....5
			Other (specify).....6
1			
2			
3			
4			



	ID OF PERSON INTERVIEWED	1 Does (NAME) own a computer? (MULTIPLE RESPONSE) Yes, Laptop.....A Yes, Desktop.....B Yes, Tablet or similar (not GSM).....C No.....D	2 Has (NAME) used a computer (desktop, laptop, tablet or similar (not GSM) from any location in the past three months? Yes.....1 No.....2	3 Does (NAME) own a mobile phone? Yes.....1 (>> 5) No.....2	4 Have you used a mobile phone (include GSM tablets) in the past three months? Yes.....1 No.....2	4a Does (NAME) have access (available to use mobile phone (include GSM tablets)) or computer? Yes, Laptop.....A Yes, Desktop.....B Yes, Tablet or similar (not GSM).....C Yes, mobile phone (include GSM tablets).....D No.....E (>>8)	5 How many mobile phones (include GSM tablet) does (NAME) own. (Only functional ones since the past 3 months)? One.....1 Two.....2 Three.....3 Four or more.....4 None.....0 (>> 8)	6 Which mobile cellular networks have you subscribed to in the past 3 months for telecom services? (MULTIPLE RESPONSE) MTN.....A Tigo.....B Glo.....C Airtel.....D Vodafone.....E Expresso.....F None.....G	7 Which data service providers have you subscribed to within the past 3 months for internet services? (MULTIPLE RESPONSE) MTN.....A Tigo.....B Glo.....C Airtel.....D Vodafone.....E Expresso.....F Surline.....G Busy 4G.....H None.....I Other (specify)....J	8 Has (NAME) used internet from any location in the past 3 months?? SELECT ALL THAT APPLY Yes on mobile phone/tablet.....A (>> 10) Yes on computer at home.....B (>> 10) Yes on computer at workplace/school.....C (>> 10) Yes at Internet Café/Youth centre/ICT.....D (>> 10) No.....E Other (specify).....F
01										
02										
03										

SECTION 5C: ICT FOR AGE 12 YEARS AND OLDER

	ID OF PERSON INTERVIEWED	9 Why did (NAME) not use internet facility in the past 3 months? MULTIPLE RESPONSE Do not need the internet (not useful, not interesting).....A Do not know how to use it.....B Cost of internet use is too high (Service charges, etc.).....C Privacy or security concerns.....D Internet service is not available in the area... E Cultural reasons (eg. Exposure to harmful content)F Don't know what is internet.....G	10 Does (NAME) use e-commerce (ezwich, tonaton.com, olx, etc.) facility to buy, sell or transact business? Yes.....1 No.....2	11 Does (NAME) have any ICT skills? Yes.....1 No.....2 (>>SECTION 6)	12 Which of the following computer-related activities have you carried out in the past 3 months? MULTIPLE RESPONSE None.....A Copying or moving file or folder.....B Using copy and paste tools to duplicate or move information within a document.....C Sending e-mails with attached files (eg. Document, picture, video, etc.).....D Using basic arithmetic formulae in a spreadsheet.....E Connecting and installing new devices (eg. A modem, camera, printer).....F Finding, downloading, installing and configuring Software.....G Creating electronic presentations with presentation
I	D				



Output 13: ICT Survey Main Training Conducted		05/2019	07/2019	NCA & GSS
1	Recruit field staff	05/2019	05/2019	



**NATIONAL COMMUNICATIONS AUTHORITY
&
GHANA STATISTICAL SERVICE**



SURVEY ON ICT ACCESS, USAGE, SKILLS AND DIGITAL DIVIDE IN GHANA

HOUSEHOLD QUESTIONNAIRE



Main challenges

Coordination

- Leadership buy-in critical in ensuring coordination with other NSO departments

Ad hoc survey programmes

- **Willingness to include items**

Resource mobilisation

- **Financial and human resource mobilisation**



Minister's **Foreword**

I would like the SDGs to flow through the DNA of all Ghanaians. The SDGs call for nations to manage their own resources. The global *Addis Ababa Action Agenda on Financing for Development* supports our vision of *Ghana Beyond Aid*, and we must collectively take a lead in raising the funds needed to ensure the transformation

Sustainable Development Goals

Budget Report
2018

